

# CERTIFIED MOBILE NOTARY SERVICE

## OVERVIEW

Starting a notary business can be a great opportunity for individuals who are interested in providing important legal services to their community. We will provide all the information that you will need to get started!

# STEPS TO START YOUR OWN BUSINESS

- Research the legal requirements in your state: Every state has different laws and regulations regarding Notary Publics. You will need to research the requirements in your state to determine the necessary qualifications and certifications. You may also need to obtain a business license.
- Obtain the necessary training and certifications: In most states, you will need to complete a notary training course and pass an exam to become a certified Notary Public. Some states also require a background check and a bond.
- Purchase Notary supplies: You will need to purchase a Notary seal, a Notary journal, and other supplies necessary to perform your duties as a Notary Public.
- Determine your pricing and services: Decide on the fees you will charge for your services, and what types of notary services you will offer. Some common services include notarizing documents, administering oaths, and certifying copies of documents.
- Market your business: Spread the word about your new Notary business. Consider creating a website, distributing flyers or business cards, and networking with other professionals in your community.

# STEPS TO START YOUR OWN BUSINESS

- Stay up-to-date on changes in the law: As a Notary Public, it is important to stay informed about changes in Notary laws and regulations in your state. You may need to attend continuing education courses to maintain your certification.
- Starting a Notary business can be a great way to serve your community while also running your own business. By following these steps and taking the necessary precautions, you can start your own successful Notary business.

# SUPPLIES THAT WE OFFER

## Advertise your Mobile Notary Business with a branded Pen


- Looking for a way to advertise your mobile notary business in a subtle yet effective way? Look no further than our custom pens.
- Our sleek and stylish pens are the perfect tool to promote your business, as they can be easily handed out to clients and prospective customers. Each pen can be customized with your business's name, logo, and contact information, ensuring that your brand is front and center in the minds of those who use it.
- In addition to being a powerful marketing tool, our custom pens are also practical and functional .
- Invest in our custom pens today and take the first step towards promoting your mobile notary business in style.



# SUPPLIES THAT WE OFFER

## Advertise your Mobile Notary Business with a Custom Car Magnet

- Are you a mobile notary looking to promote your business while on the go? Our custom car magnets are the perfect solution!
- Our high-quality magnets are designed to fit most vehicles and can be easily applied and removed without damaging your car.
- Simply add your business name, logo, and contact information to create a professional and eye-catching mobile advertisement.
- With a car magnet, you can reach potential clients while driving around town, parked at appointments, or even while running errands.
- Stand out from the competition and increase your business's visibility with a custom car magnet.
- Order yours today and start promoting your mobile notary business wherever you go!



# SUPPLIES THAT WE OFFER

## Advertise with Custom Polo, T- Shirts and Jackets

- Custom polo shirts and jackets with your company logo are a great way to create a professional and unified look for your mobile notary business. Whether you are meeting with clients, attending conferences, or simply out and about, branded apparel helps to increase brand recognition and creates a positive impression.
- Our high-quality polo shirts and jackets are available in a variety of colors and styles to suit your preferences. We use the latest embroidery techniques to ensure your logo is crisp, clear, and long-lasting, making your brand stand out from the competition.
- Not only do custom polo shirts and jackets look great, but they also serve as an effective marketing tool. When you and your team wear them, you are essentially walking billboards, advertising your business wherever you go. This type of brand exposure is invaluable and can help to attract new clients and generate more business.
- So why wait? Get in touch with us today to order your custom polo shirts and jackets and take your mobile notary business to the next level!



# Branded Logo Caps

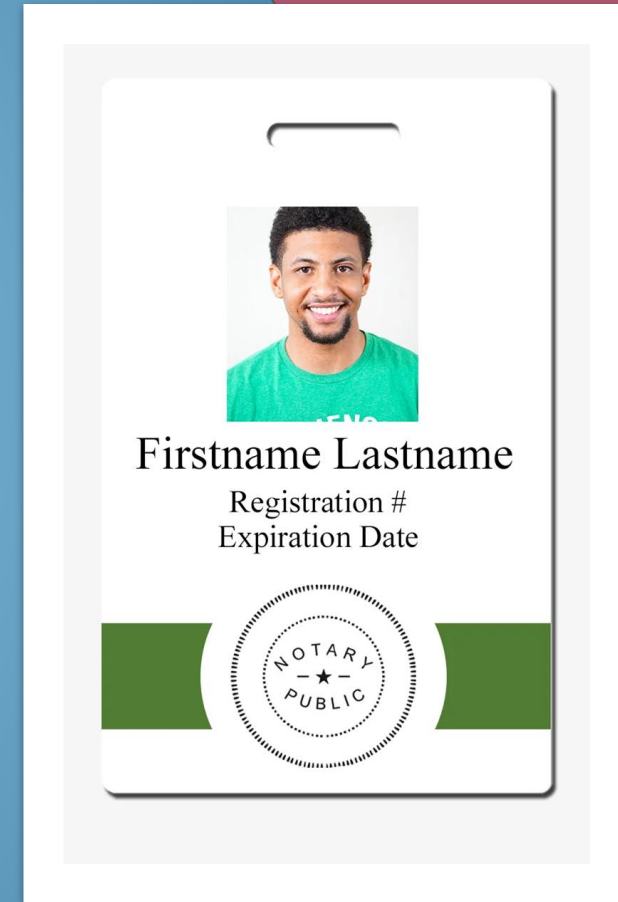
- Our branded notary logo caps are designed to enhance your professional image and provide a tangible representation of your notary business. Each cap is carefully crafted with attention to detail, ensuring both style and functionality. The cap features your custom-designed logo prominently displayed, serving as a visual representation of your brand and expertise.



# SUPPLIES THAT WE OFFER

## Notary Name Badge

- Introducing our custom notary name badge - a professional and personalized way to showcase your notary business to clients. Our ID badges are made with high-quality materials and can be customized with your name, business name, and logo.
- Having a personalized badge not only makes you look professional, but it also adds a layer of security for your clients. They can easily identify who you are and verify your credentials.
- With our custom notary name badge, you can stand out from the competition and establish your brand identity. It's a small investment that can make a big impact on your business.
- Order your custom notary name badge today and take your business to the next level.





# SUPPLIES THAT WE OFFER

## Business Cards

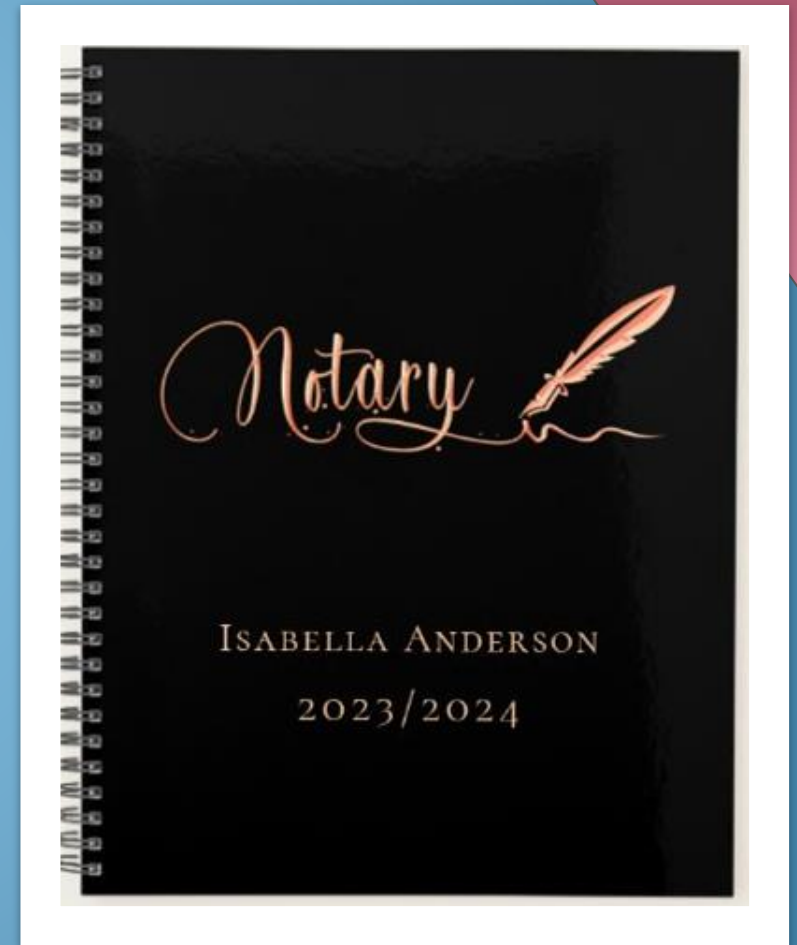
- A custom-made business card can set you apart from other notaries and leave a lasting impression on clients.
- Firstly, make sure to include your name and contact information, such as phone number, email address, and website. This makes it easy for potential clients to reach out to you when they need your services.
- Additionally, consider including a brief description of your mobile notary services. This could include a list of the types of documents you are authorized to notarize, such as loan documents, powers of attorney, and affidavits.
- You can also add a professional logo or graphic that represents your mobile notary business. This will make your business card more visually appealing and memorable..
- In summary, a custom-made business card is an essential tool for any mobile notary looking to grow their business.



# SUPPLIES THAT WE OFFER

## Appointment Scheduler Books with your Logo

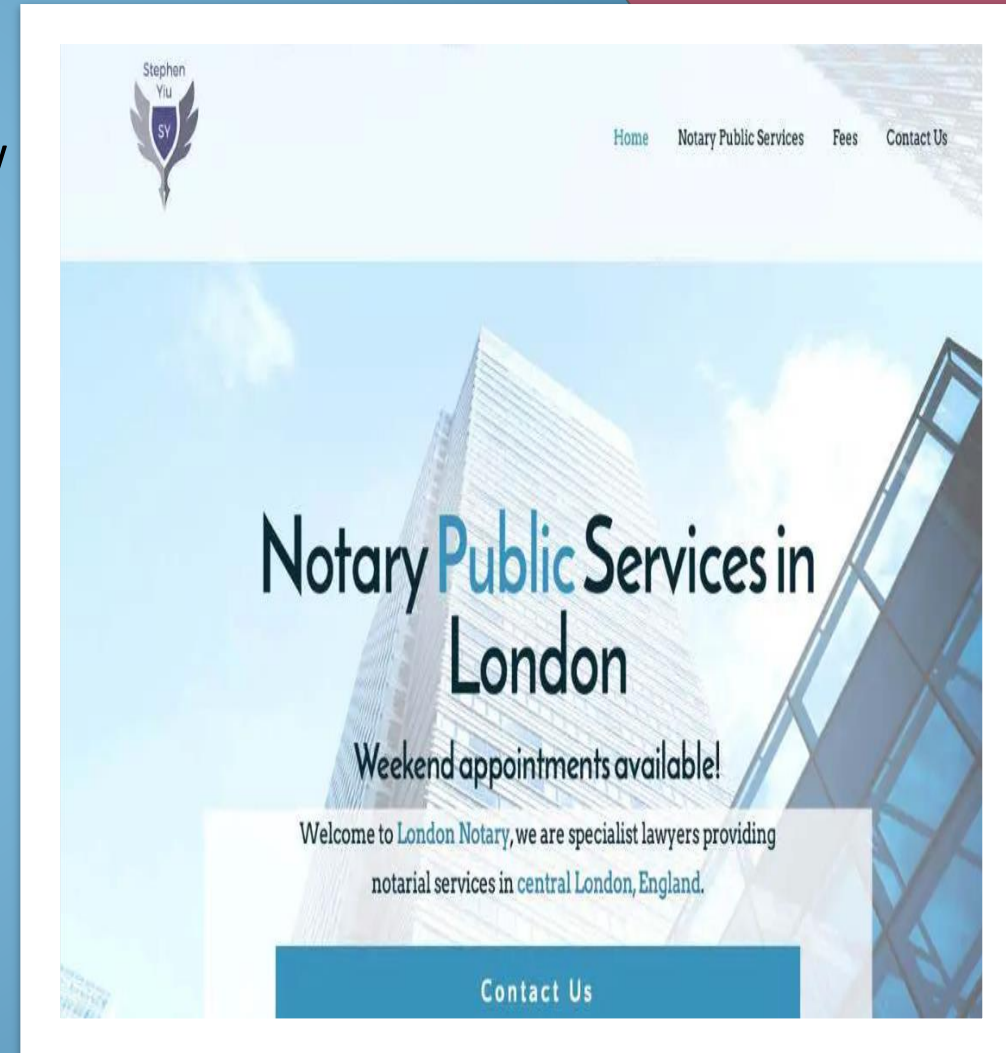
A custom-made appointment book with your logo is an essential tool for any mobile notary looking to stay organized and promote their business in a professional manner. By choosing the right appointment book, customizing it with your logo, and including key information inside, you can create a tool that not only helps you stay organized but also promotes your mobile notary business to potential clients.



# SUPPLIES THAT WE OFFER

## Creation of a New Website for your Mobile Notary Business

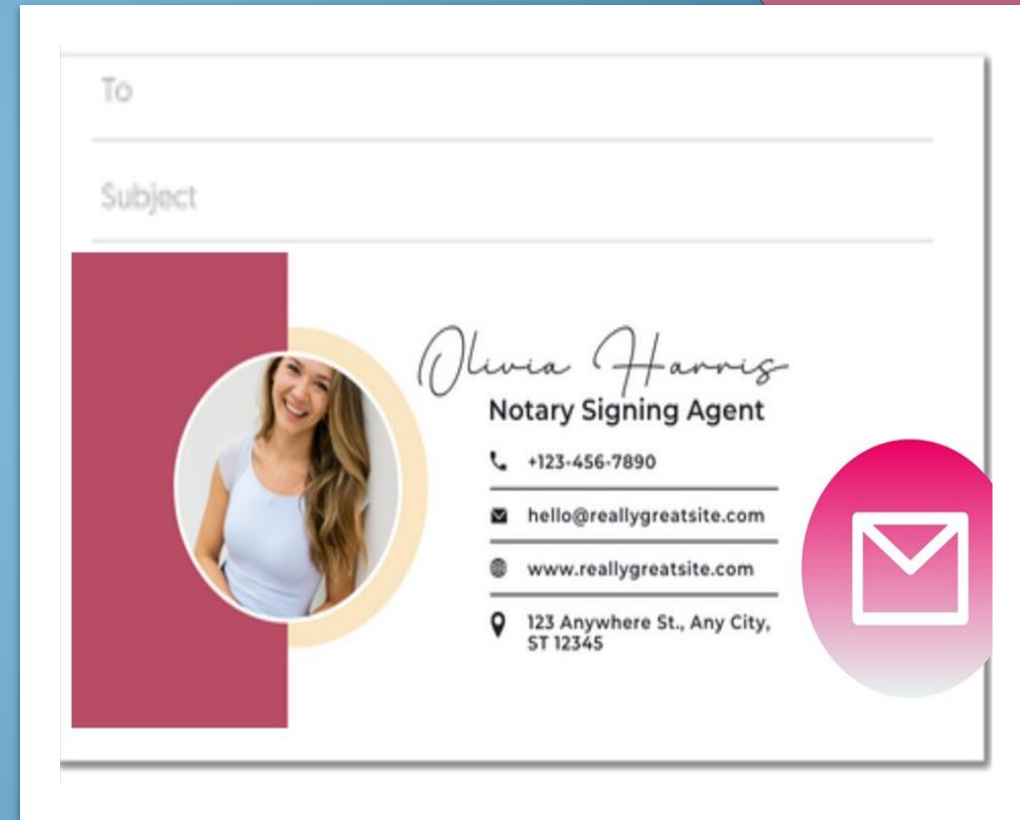
- Creating a website is an essential step for any mobile notary business looking to establish an online presence and attract new clients.
- Use colors, fonts, and images that align with your business and help you stand out from the competition.
- Make sure to include important information on your website, such as your business name, contact information, services offered, and pricing.
- Consider adding a bio, testimonials from satisfied clients, and any certifications or licenses you hold.
- It's important to ensure that your website is optimized for mobile use.
- Consider using relevant keywords in your content, optimizing your meta tags, and creating valuable content that will attract visitors and improve your search engine rankings.



# SUPPLIES THAT WE OFFER

## Professional Business Email Address

- Using a professional email address that reflects your business name and domain name is also more memorable and easier for clients to remember..
- Another benefit of having a professional email address is that it will help to protect your privacy.
- Additionally, a professional email address can help to prevent your emails from being flagged as spam or filtered into a client's junk mail folder. This is important because if clients don't receive your emails, it can lead to missed appointments and lost business.
- Overall, having a professional email address is an essential tool for any mobile notary business looking to build a credible and trustworthy image. By using a combination of your business name and domain name, you can create an email address that is memorable, professional, and easy to use for both you and your clients.



# SUPPLIES THAT WE OFFER

## LLC Business License Registration - Part 1 of 2

When you're starting a mobile notary business, one of the first steps you should take is to register your business as a Limited Liability Company (LLC). This will help you establish your business as a separate legal entity, protect your personal assets, and provide credibility to your clients.

Once you have registered your LLC, you will need to obtain a business license. This license is required by law and allows you to legally operate your mobile notary business in your state. The process for obtaining a business license can vary depending on your state and local laws, but generally involves the following steps:

1. Research your state and local requirements: Each state has its own requirements for obtaining a business license. Check with your local Small Business Administration office or Secretary of State office to find out what the requirements are in your state.
2. You can check the availability of your desired business name by conducting a search on your state's Secretary of State website.

Form <b>W-12</b> (Rev. June 2017) Department of the Treasury Internal Revenue Service		IRS Paid Preparer Tax Identification Number (PTIN) Application and Renewal		OMB No. 1545-2190
▶ Go to <a href="http://www.irs.gov/FormW12">www.irs.gov/FormW12</a> for instructions and the latest information.				
<b>1 Name and PTIN</b> (Print in ink or Type)	First name	Middle name	Last name	
	<input type="checkbox"/> Initial application		<input type="checkbox"/> Renewal application (Enter PTIN: P )	
<b>2 Year of Application/Renewal</b>	If you checked the "Initial application" box and are submitting this form between October 1 and December 31, indicate below whether you want your PTIN to be valid for the current calendar year or the next calendar year.			
	<input type="checkbox"/> Current calendar year		<input type="checkbox"/> Next calendar year	
	If you checked the "Renewal application" box and also need to renew for a previous calendar year(s), indicate the year(s) below and see the line 2 instructions for additional guidance. Prior year(s) (YYYY):			
<b>3 SSN and Date of Birth</b>	SSN	Date of birth (MM/DD/YYYY)		
<b>4 Personal Mailing Address and Phone Number</b>	Street address. Use a P.O. box number only if the post office does not deliver mail to your street address.			
	City or town, state or province, country, and ZIP or foreign postal code. Do not abbreviate name of country.			
		Phone Number ( ) -		
<b>5a Business Mailing Address and Phone Number</b>	Business address (if different than line 4 information above)			
	City or town, state or province, country, and ZIP or foreign postal code. Do not abbreviate name of country.			
	Domestic business phone number ( ) - EXT.		International business phone number +	
<b>b Business Identification</b>	Are you self-employed or an owner, partner, or officer of a tax return preparation business? <input type="checkbox"/> Yes <input type="checkbox"/> No If "Yes," then complete this line. If "No," go to line 6. Enter the business name.			
	Your CAF Number	EIN	EFIN	
	Website address (optional)			
<b>6 Email Address</b>	Enter the email address that should be used to contact you.			
For Privacy Act and Paperwork Reduction Act Notice, see instructions. Cat. No. 55469F Form <b>W-12</b> (Rev. 6-2017)				

# SUPPLIES THAT WE OFFER

## LLC Business License Registration - Part 2 of 2

3. You will need to fill out the necessary forms to register your LLC and obtain a business license. These forms may include articles of organization, operating agreements, and a tax ID number.
4. There are typically fees associated with registering your LLC and obtaining a business license.
5. Once you have submitted your forms and paid your fees, you will need to wait for approval from your state. This process can take several weeks, so be sure to plan accordingly.

<b>Form W-12</b> (Rev. June 2017) Department of the Treasury Internal Revenue Service		<b>IRS Paid Preparer Tax Identification Number (PTIN) Application and Renewal</b>		OMB No. 1545-2190
<b>1 Name and PTIN</b> (Print in ink or Type)				
First name		Middle name		Last name
<input type="checkbox"/> Initial application <input type="checkbox"/> Renewal application    (Enter PTIN: P )				
<b>2 Year of Application/Renewal</b>				
If you checked the "Initial application" box and are submitting this form between October 1 and December 31, indicate below whether you want your PTIN to be valid for the current calendar year or the next calendar year.				
<input type="checkbox"/> Current calendar year <input type="checkbox"/> Next calendar year				
If you checked the "Renewal application" box and also need to renew for a previous calendar year(s), indicate the year(s) below and see the line 2 instructions for additional guidance.				
Prior year(s) (YYYY):    .    .				
<b>3 SSN and Date of Birth</b>				
SSN		Date of birth (MM/DD/YYYY)		
-    -    /    /				
<b>4 Personal Mailing Address and Phone Number</b>				
Street address. Use a P.O. box number only if the post office does not deliver mail to your street address.				
City or town, state or province, country, and ZIP or foreign postal code. Do not abbreviate name of country.				
Phone Number (    )    -				
<b>5a Business Mailing Address and Phone Number</b>				
Business address (if different than line 4 information above)				
City or town, state or province, country, and ZIP or foreign postal code. Do not abbreviate name of country.				
Domestic business phone number    International business phone number				
(    )    -    EXT.    +				
<b>b Business Identification</b>				
Are you self-employed or an owner, partner, or officer of a tax return preparation business? <input type="checkbox"/> Yes <input type="checkbox"/> No				
If "Yes," then complete this line. If "No," go to line 6.				
Enter the business name.				
Your CAF Number		EIN	EFIN	
Website address (optional)				
<b>6 Email Address</b>				
Enter the email address that should be used to contact you.				

# SUPPLIES THAT WE OFFER

## Business EIN Number Registration - Part 1 of 2

When starting a mobile notary business, one important step to take is to obtain a Business EIN (Employer Identification Number) from the Internal Revenue Service (IRS). An EIN is a unique nine-digit number used to identify your business for tax purposes.

Obtaining a Business EIN number for your mobile notary business is important for several reasons:

1. **Legal requirement:** If you plan to hire employees for your business, you will need to obtain an EIN number. Additionally, some states may require you to obtain an EIN number in order to register your business.
2. **Tax purposes:** An EIN number is required for tax purposes. It allows you to file taxes and pay any necessary taxes associated with your mobile notary business.
3. **Building credibility:** Having an EIN number can help you to establish credibility with clients and other businesses. It shows that you are a legitimate business and takes your mobile notary business seriously.

Form <b>SS-4</b> Application for Employer Identification Number (For use by employers, corporations, partnerships, trusts, estates, churches, government agencies, Indian tribal entities, certain individuals, and others.) Department of the Treasury Internal Revenue Service		OMB No. 1545-0003
1 Legal name of entity (or individual) for whom the EIN is being requested		EIN
2 Trade name of business (if different from name on line 1)	3 Executor, administrator, trustee, "care of" name	
4a Mailing address (room, apt., suite no. and street, or P.O. box)	5a Street address (if different) (Do not enter a P.O. box.)	
4b City, state, and ZIP code (if foreign, see instructions)	5b City, state, and ZIP code (if foreign, see instructions)	
6 County and state where principal business is located		
7a Name of responsible party	7b SSN, ITIN, or EIN	
8a Is this application for a limited liability company (LLC) (or a foreign equivalent)? <input type="checkbox"/> Yes <input type="checkbox"/> No	8b If 8a is "Yes," enter the number of LLC members	
8c If 8a is "Yes," was the LLC organized in the United States? <input type="checkbox"/> Yes <input type="checkbox"/> No		
9a Type of entity (check only one box). <b>Caution.</b> If 8a is "Yes," see the instructions for the correct box to check.		
<input type="checkbox"/> Sole proprietor (SSN)	<input type="checkbox"/> Partnership	<input type="checkbox"/> Estate (SSN of decedent)
<input type="checkbox"/> Corporation (enter form number to be filed) ▶	<input type="checkbox"/> Personal service corporation	<input type="checkbox"/> Trust (TIN of grantor)
<input type="checkbox"/> Church or church-controlled organization	<input type="checkbox"/> Other nonprofit organization (specify) ▶	<input type="checkbox"/> Military/National Guard <input type="checkbox"/> State/local government
<input type="checkbox"/> Other (specify) ▶		<input type="checkbox"/> Farmers' cooperative <input type="checkbox"/> Federal government
		<input type="checkbox"/> REMIC <input type="checkbox"/> Indian tribal governments/enterprises
9b If a corporation, name the state or foreign country (if applicable) where incorporated		
State	Foreign country	
10 Reason for applying (check only one box)		
<input type="checkbox"/> Started new business (specify type) ▶	<input type="checkbox"/> Banking purpose (specify purpose) ▶	<input type="checkbox"/> Changed type of organization (specify new type) ▶
<input type="checkbox"/> Compliance with IRS withholding regulations	<input type="checkbox"/> Purchased going business	<input type="checkbox"/> Created a trust (specify type) ▶
<input type="checkbox"/> Other (specify) ▶	<input type="checkbox"/> Hired employees (Check the box and see line 13.)	<input type="checkbox"/> Created a pension plan (specify type) ▶
11 Date business started or acquired (month, day, year). See instructions.		12 Closing month of accounting year
13 Highest number of employees expected in the next 12 months (enter -0- if none). If no employees expected, skip line 14.		14 If you expect your employment tax liability to be \$1,000 or less in a full calendar year and want to file Form 944 annually instead of Forms 941 quarterly, check here. (Your employment tax liability generally will be \$1,000 or less if you expect to pay \$4,000 or less in total wages.) If you do not check this box, you must file Form 941 for every quarter. <input type="checkbox"/>
Agricultural	Household	Other
15 First date wages or annuities were paid (month, day, year). <b>Note:</b> If applicant is a withholding agent, enter date income will first be paid to nonresident alien (month, day, year)		
16 Check one box that best describes the principal activity of your business.		
<input type="checkbox"/> Construction	<input type="checkbox"/> Rental & leasing	<input type="checkbox"/> Transportation & warehousing
<input type="checkbox"/> Real estate	<input type="checkbox"/> Manufacturing	<input type="checkbox"/> Finance & insurance
<input type="checkbox"/> Health care & social assistance	<input type="checkbox"/> Accommodation & food service	<input type="checkbox"/> Wholesale-agent/broker
<input type="checkbox"/> Wholesale-other	<input type="checkbox"/> Retail	<input type="checkbox"/> Other (specify) ▶
17 Indicate principal line of merchandise sold, specific construction work done, products produced, or services provided.		
18 Has the applicant entity shown on line 1 ever applied for and received an EIN? <input type="checkbox"/> Yes <input type="checkbox"/> No		
If "Yes," write previous EIN here ▶		
Third Party Designee		
Complete this section only if you want to authorize the named individual to receive the entity's EIN and answer questions about the completion of this form.		Designee's telephone number (include area code)
Designee's name		Designee's fax number (include area code)
Address and ZIP code		
Under penalties of perjury, I declare that I have examined this application, and to the best of my knowledge and belief, it is true, correct, and complete.		
Name and title (type or print clearly) ▶		Applicant's telephone number (include area code)
Signature ▶		Date ▶
Applicant's fax number (include area code)		
For Privacy Act and Paperwork Reduction Act Notice, see separate instructions. Cat. No. 16055N Form SS-4 (Rev. 12-2017)		

# SUPPLIES THAT WE OFFER

## Business EIN Number Registration - Part 2 of 2

The process for obtaining a Business EIN number for your mobile notary business is relatively simple and can be done online through the IRS website. Here are the steps you need to take:

1. Visit the IRS website: Visit the IRS website and locate the page for obtaining an EIN number.
2. Fill out the necessary forms: You will need to fill out the necessary forms to apply for an EIN number. This will include information about your business, such as the name, address, and type of business.
3. Submit your application: Once you have completed the forms, you can submit your application online.
4. Receive your EIN number: If your application is approved, you will receive your EIN number immediately. Be sure to keep this number in a safe place, as you will need it for tax purposes.

Form <b>SS-4</b> Application for Employer Identification Number (For use by employers, corporations, partnerships, trusts, estates, churches, government agencies, Indian tribal entities, certain individuals, and others.)		OMB No. 1545-0003			
Department of the Treasury Internal Revenue Service		EIN			
1 Legal name of entity (or individual) for whom the EIN is being requested					
2 Trade name of business (if different from name on line 1)		3 Executor, administrator, trustee, "care of" name			
4a Mailing address (room, apt., suite no. and street, or P.O. box)		5a Street address (if different) (Do not enter a P.O. box.)			
4b City, state, and ZIP code (if foreign, see instructions)		5b City, state, and ZIP code (if foreign, see instructions)			
6 County and state where principal business is located					
7a Name of responsible party		7b SSN, ITIN, or EIN			
8a Is this application for a limited liability company (LLC) (or a foreign equivalent)? <input type="checkbox"/> Yes <input type="checkbox"/> No		8b If 8a is "Yes," enter the number of LLC members <input type="checkbox"/> Yes <input type="checkbox"/> No			
8c If 8a is "Yes," was the LLC organized in the United States? <input type="checkbox"/> Yes <input type="checkbox"/> No					
9a Type of entity (check only one box). <b>Caution.</b> If 8a is "Yes," see the instructions for the correct box to check.					
<input type="checkbox"/> Sole proprietor (SSN) <input type="checkbox"/> Estate (SSN of decedent) <input type="checkbox"/> Partnership <input type="checkbox"/> Plan administrator (TIN) <input type="checkbox"/> Corporation (enter form number to be filed) <input type="checkbox"/> Trust (TIN of grantor) <input type="checkbox"/> Personal service corporation <input type="checkbox"/> Military/National Guard <input type="checkbox"/> State/local government <input type="checkbox"/> Church or church-controlled organization <input type="checkbox"/> Farmers' cooperative <input type="checkbox"/> Federal government <input type="checkbox"/> Other nonprofit organization (specify) <input type="checkbox"/> REMIC <input type="checkbox"/> Indian tribal governments/enterprises <input type="checkbox"/> Other (specify) <input type="checkbox"/> Group Exemption Number (GEN) if any <input type="checkbox"/>					
9b If a corporation, name the state or foreign country (if applicable) where incorporated		State Foreign country			
10 Reason for applying (check only one box)					
<input type="checkbox"/> Started new business (specify type) <input type="checkbox"/> Banking purpose (specify purpose) <input type="checkbox"/> Hired employees (Check the box and see line 13.) <input type="checkbox"/> Changed type of organization (specify new type) <input type="checkbox"/> Compliance with IRS withholding regulations <input type="checkbox"/> Purchased going business <input type="checkbox"/> Other (specify) <input type="checkbox"/> Created a trust (specify type) <input type="checkbox"/> Other (specify) <input type="checkbox"/> Created a pension plan (specify type)					
11 Date business started or acquired (month, day, year). See instructions.		12 Closing month of accounting year			
13 Highest number of employees expected in the next 12 months (enter -0- if none). If no employees expected, skip line 14.					
<table border="1"> <tr> <td>Agricultural</td> <td>Household</td> <td>Other</td> </tr> </table>			Agricultural	Household	Other
Agricultural	Household	Other			
14 If you expect your employment tax liability to be \$1,000 or less in a full calendar year and want to file Form 944 annually instead of Forms 941 quarterly, check here. (Your employment tax liability generally will be \$1,000 or less if you expect to pay \$4,000 or less in total wages.) If you do not check this box, you must file Form 941 for every quarter. <input type="checkbox"/>					
15 First date wages or annuities were paid (month, day, year). <b>Note:</b> If applicant is a withholding agent, enter date income will first be paid to nonresident alien (month, day, year)					
16 Check <b>one</b> box that best describes the principal activity of your business.					
<input type="checkbox"/> Construction <input type="checkbox"/> Rental & leasing <input type="checkbox"/> Transportation & warehousing <input type="checkbox"/> Accommodation & food service <input type="checkbox"/> Wholesale-agent/broker <input type="checkbox"/> Real estate <input type="checkbox"/> Manufacturing <input type="checkbox"/> Finance & insurance <input type="checkbox"/> Other (specify) <input type="checkbox"/> Wholesale-other <input type="checkbox"/> Retail					
17 Indicate principal line of merchandise sold, specific construction work done, products produced, or services provided.					
18 Has the applicant entity shown on line 1 ever applied for and received an EIN? <input type="checkbox"/> Yes <input type="checkbox"/> No If "Yes," write previous EIN here					
Third Party Designee					
Designee's name		Designee's telephone number (include area code)			
Address and ZIP code		Designee's fax number (include area code)			
Under penalties of perjury, I declare that I have examined this application, and to the best of my knowledge and belief, it is true, correct, and complete.					
Name and title (type or print clearly)		Applicant's telephone number (include area code)			
Signature		Applicant's fax number (include area code)			
Date					
For Privacy Act and Paperwork Reduction Act Notice, see separate instructions. Cat. No. 16055N Form SS-4 (Rev. 12-2017)					



# SUPPLIES THAT WE OFFER

## Tote Bag with Logo

- A custom tote bag is a great way to promote your mobile notary business and showcase your brand. By adding your business logo and city to the bag, you can create a unique and memorable marketing tool that will help you stand out from your competition.
- A custom tote bag can be used in many different ways to promote your business. You can give them away to clients as a thank you gift or use them to carry your notary supplies and documents to appointments. They are also great for conferences and events, as they can be used to hold brochures and other promotional materials.



# SUPPLIES THAT WE OFFER

## Business Directory Listings

## Search Engine Optimization (SEO)

Search engine optimization (SEO) and business directory listings are important tools for promoting your mobile notary business online. SEO involves optimizing your website and content to improve its ranking on search engine results pages (SERPs), while business directory listings involve listing your business in online directories.

1. By optimizing your website and content for relevant keywords, you can increase your visibility on search engine results pages.
2. A strong online presence can improve your business's credibility and trustworthiness.
3. By improving your visibility and credibility, SEO and business directory listings can drive more traffic to your website and business.
4. By investing in SEO and business directory listings, you can gain a competitive advantage over other mobile notary businesses in your area. By appearing at the top of search engine results pages and in online directories, you can make it easier for potential clients to find and choose your business over others.




# SUPPLIES THAT WE OFFER

## Logo Designer

A custom logo design is an important aspect of branding your mobile notary business. A logo serves as the visual representation of your business and helps to establish its identity and credibility. Here are some reasons why a custom logo design is essential for your mobile notary business:


- A custom logo design helps to establish a professional image for your mobile notary business. It shows that you take your business seriously and are committed to providing high-quality services to
- A custom logo design helps to differentiate your mobile notary business from others in the marketplace. It helps to create a unique identity that sets your business apart and makes it more memorable to potential clients.
- A custom logo design helps to build brand recognition for your mobile notary business. It creates a visual representation of your brand that can be used across all of your marketing and branding materials, from business cards to social media profiles.
- A custom logo design can increase the credibility of your mobile notary business. It shows that you have invested in your business and are committed to providing professional, reliable services to your clients.



# **SUPPLIES THAT WE OFFER**

## **Notary Trademark**

Creating a notary trademark for your mobile notary business can be a great way to establish a unique identity and protect your brand. A trademark is a symbol, word, or phrase that is used to distinguish a particular business from others in the market.



# SUPPLIES THAT WE OFFER

## Catchy Business Branded Slogan

A well-crafted slogan can help to differentiate your business from competitors and create a memorable impression with potential clients.

1. A catchy slogan can help to establish your unique selling proposition, which sets you apart from your competitors..
2. A catchy slogan can enhance brand recognition by making your business more memorable.
3. A catchy slogan can create an emotional connection with potential clients.
4. A catchy slogan can help to build brand loyalty by creating a sense of community among your clients.

By investing in a well-crafted slogan, you can take your mobile notary business to the next level.



# SUPPLIES THAT WE OFFER

## Professional Business Profile Picture and Bio About Yourself

Overall, having a professional business profile picture and bio is an important part of building your mobile notary business. By following these tips, you can create a profile that reflects your professionalism and expertise in the field while also showcasing your personality and unique qualities.

1. Your bio should highlight your expertise as a mobile notary. Include information about your education, training, and certifications.
2. Use clear and concise language in your bio to make it easy to understand. Avoid using technical jargon that may be difficult for potential clients to understand.
3. Share your experience as a mobile notary. Highlight any notable clients or projects you have worked on and provide examples of your work.
4. Your bio should also show your personality and what makes you unique. Consider sharing a personal story or hobby that can help potential clients to connect with you on a personal level.

USE YOUR SIGNINGAGENT.COM  
PROFILE



**Jane Doe**

✓ NNA Certified and Background Screened  
✓ Background Screening Passed: 09/2015



NNA Member Expiration Date: 09/30/2017  
NSA Exam Expires: 09/2017  
Appointment Number: 1234567891234  
Appointment Expiration Date: 09/30/2016  
Appointment State: CA  
NNA E&O Insurance Coverage: \$25,000  
NNA E&O Insurance Expiration: 03/07/2014  
Non-NNA E&O Insurance Coverage: \$10,000  
Non-NNA E&O Insurance Expiration: 10/21/2016  
Notary Appointment Certificate: [View my certificate](#)

AS YOUR NOTARY WEBSITE

---